

Série A modèle A 15



Coloris de coque

Platinum



Coloris d'habillage

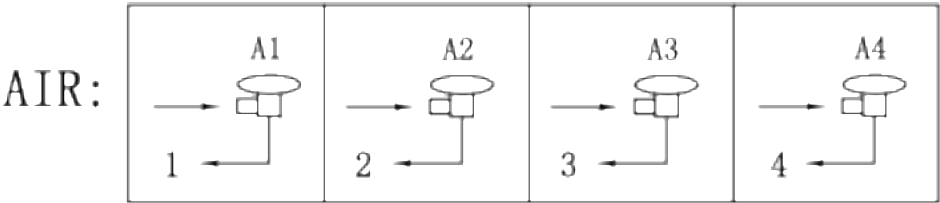
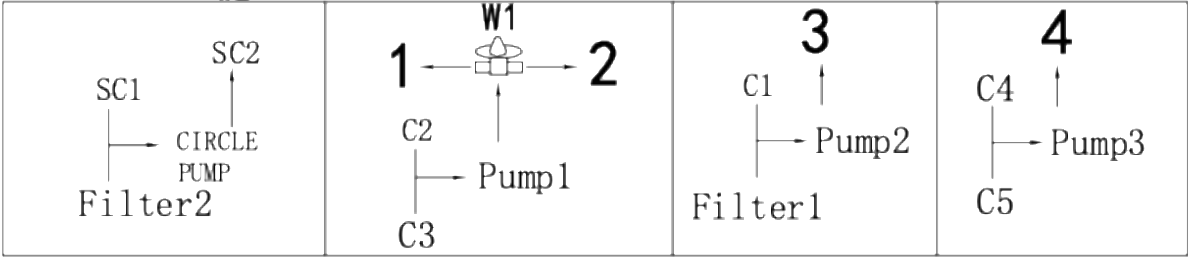
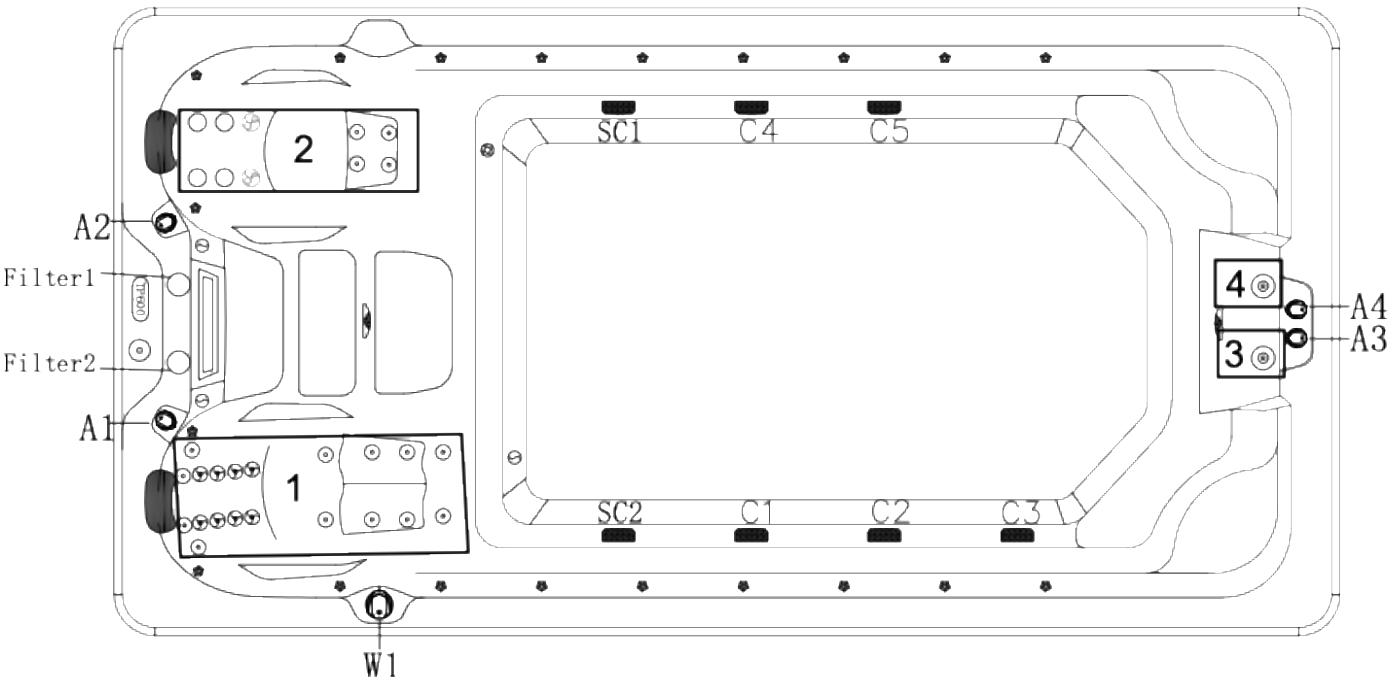
Coastal



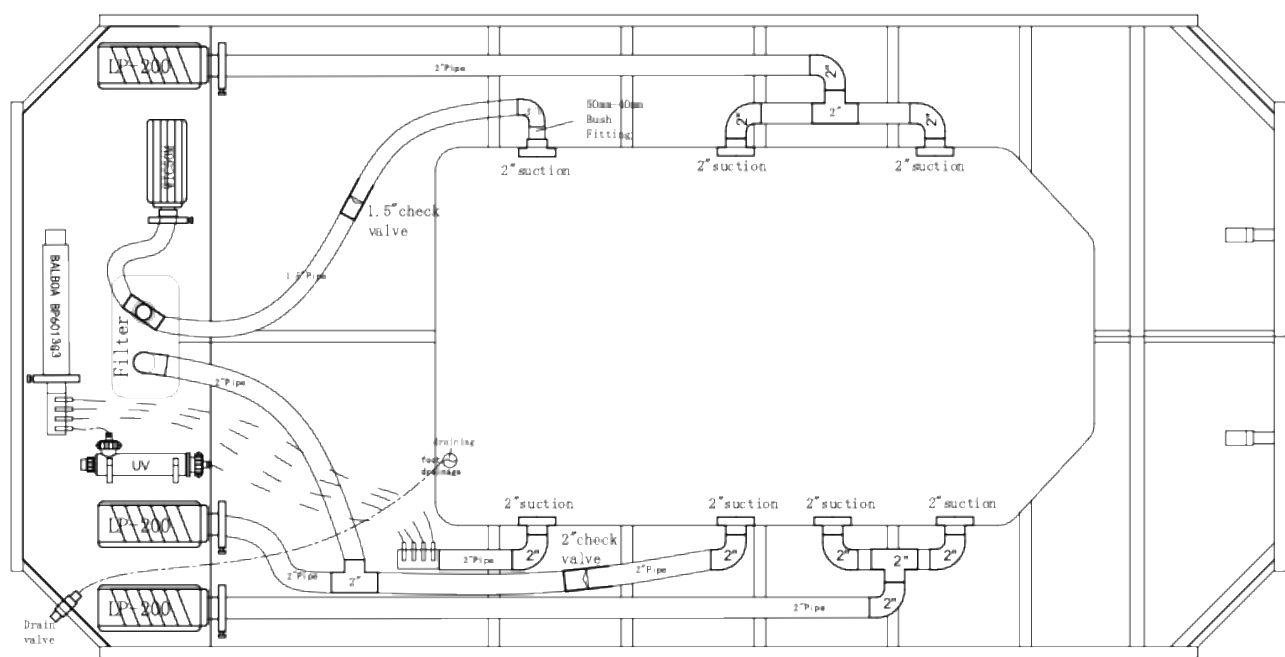
Série A modèle A 15

| | |
|--------------------------|-------------------------|
| Dimensions | 230 x 450 x 135 cm |
| Poids à vide | 1 120 Kg |
| Volume d'eau | 6150 L |
| Jets de nage | 2 |
| Venturi | 4 |
| Sélecteur de massage | 1 |
| Jets de massage | 30 |
| Électronique | Balboa BP6013G3 / TP600 |
| Réchauffeur | 3 kWh |
| Pompe de massage et nage | LP200 + 2 x LP200 |
| Filtration | WTC 50M |
| Désinfection | Lampe UV |
| Lumière | Led + spot |
| Appui-têtes | 2 |
| châssis | Acier galvanisé |
| Isolation | EPS |
| Couverture | Vinyl gris |

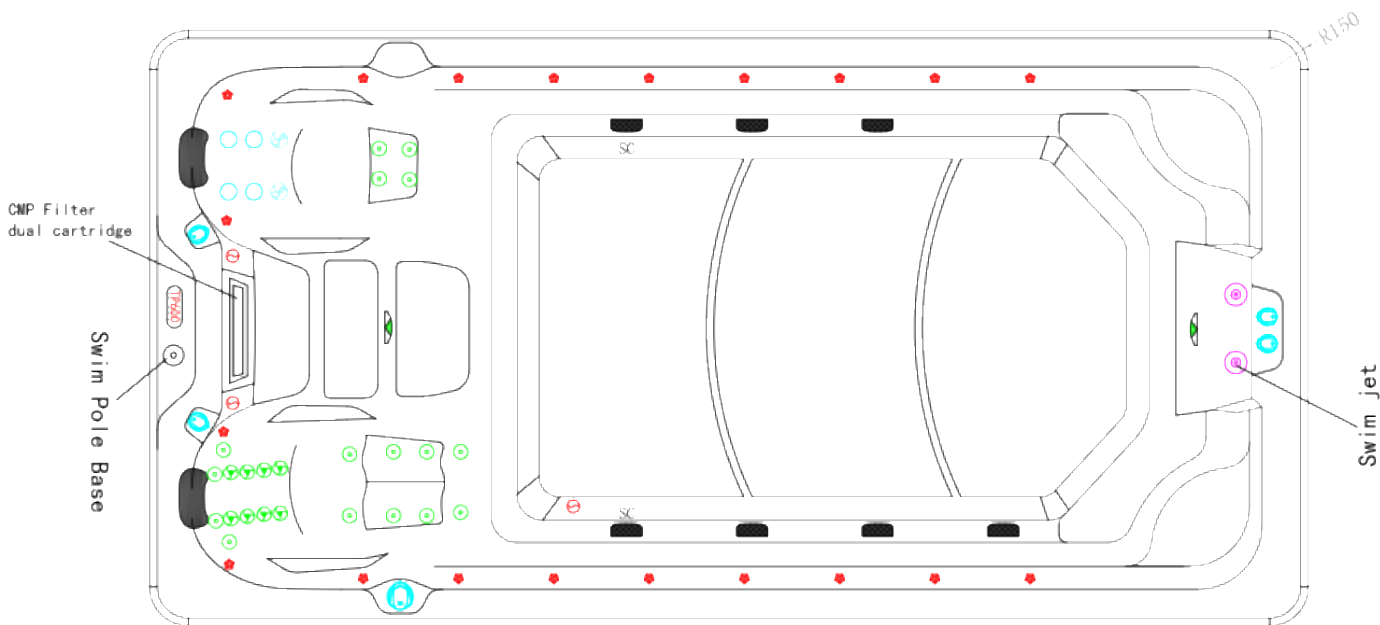
A 15















A 15



Dimensions: 4500x2300x1350,R150mm



| Name | Item | | Name | Item | | Name | Item | |
|---------------|---|-----|----------------|---|-----|---------------------|---|-----|
| Controller | BALBOA BP6013G3 3KW | | Filter | CMP Filter tank double | | Jets | K series Grey stainless steel nozzle | |
| Touch pad | TP600 30P | | Sanitiser | SUPURECLIN UV system | | | | |
| Circle pump | WTC50M(LX), 1pc | | Headrest | EVA AT230, 2pcs | | | | |
| Boost pump | LP-200-2P (LX), 3pcs | | | | | | | |
| Item | Symbol | Qty | Item | Symbol | Qty | Item | Symbol | Qty |
| 3.5" jet |  | 4 | Swim jet |  | 2 | Underfloor drainage |  | 5 |
| 3.5" Roto jet |  | 2 | Air Control |  | 4 | 03 jet |  | 0 |
| 2" Direct jet |  | 16 | 2" Suction |  | 7 | Perimeter Light |  | 20 |
| 2" Eddy jet |  | 8 | Water diverter |  | 1 | Main Light |  | 2 |